

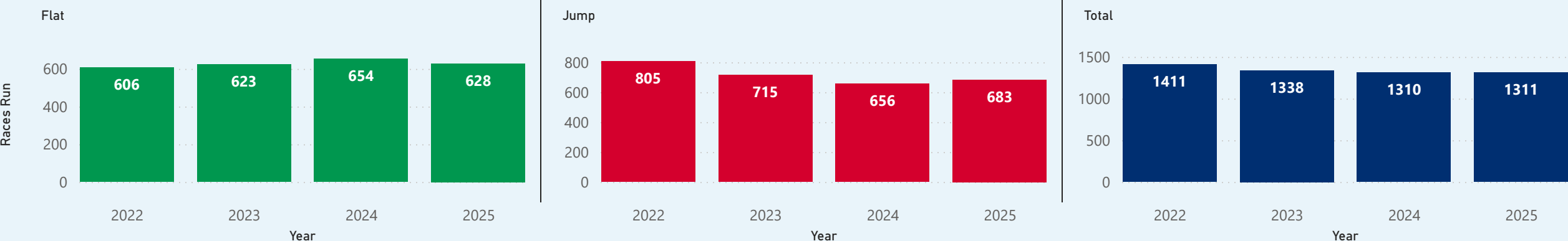
# British Racing - Monthly Data Pack



Year to Date is up to 28 February in each Year.

## Competitiveness and Race Volume

Year to Date Races Run

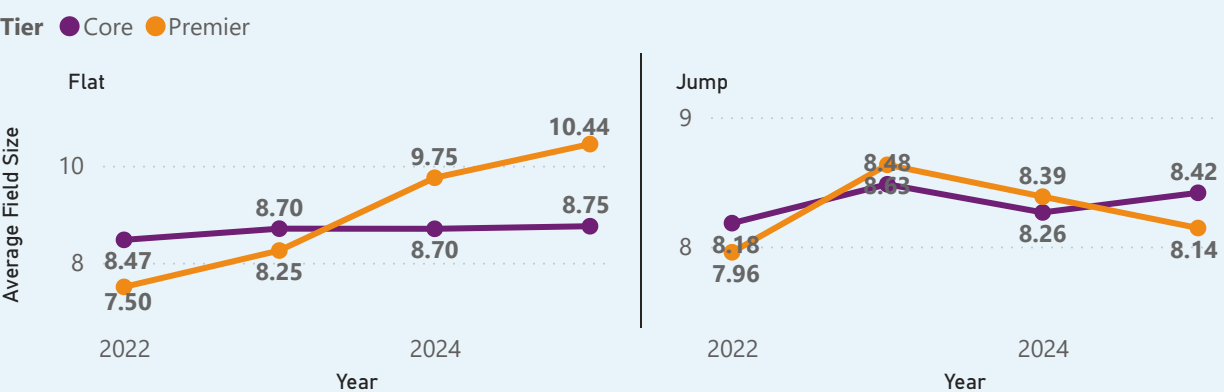


Year to Date Fixtures Programmed, Additional and Abandoned

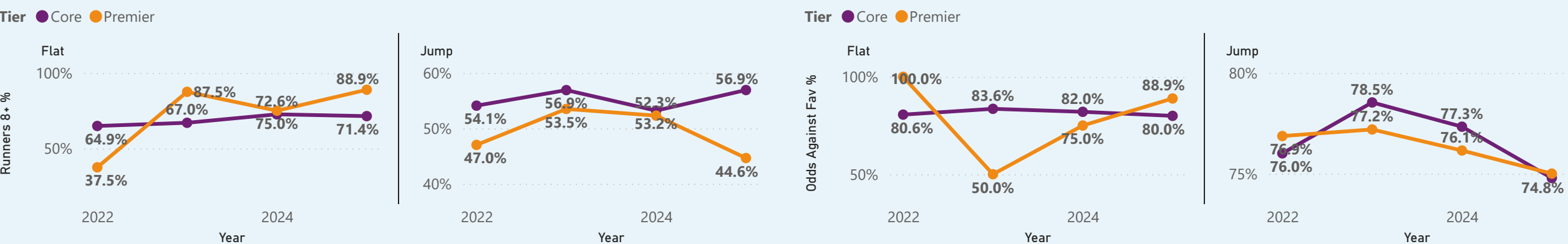
'Mixed' Fixtures Recoded as 'Flat'

| Fixt Type | Flat |       |     |     | Jump |       |     |     | Total |       |     |     |
|-----------|------|-------|-----|-----|------|-------|-----|-----|-------|-------|-----|-----|
| Year      | Prog | Aband | Add | Run | Prog | Aband | Add | Run | Prog  | Aband | Add | Run |
| 2022      | 85   | 3     | 1   | 83  | 118  | 3     | 1   | 116 | 203   | 6     | 2   | 199 |
| 2023      | 84   | 2     | 5   | 87  | 122  | 23    | 5   | 104 | 206   | 25    | 10  | 191 |
| 2024      | 80   |       | 6   | 86  | 125  | 28    | 2   | 99  | 205   | 28    | 8   | 185 |
| 2025      | 81   | 2     | 1   | 80  | 124  | 26    | 4   | 102 | 205   | 28    | 5   | 182 |

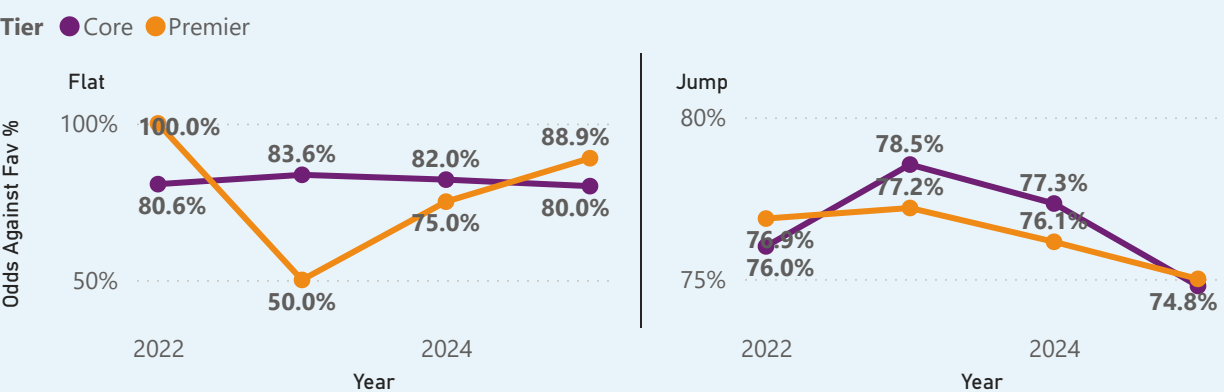
Year to Date Average Field Size




Year to Date 8+ Runners %



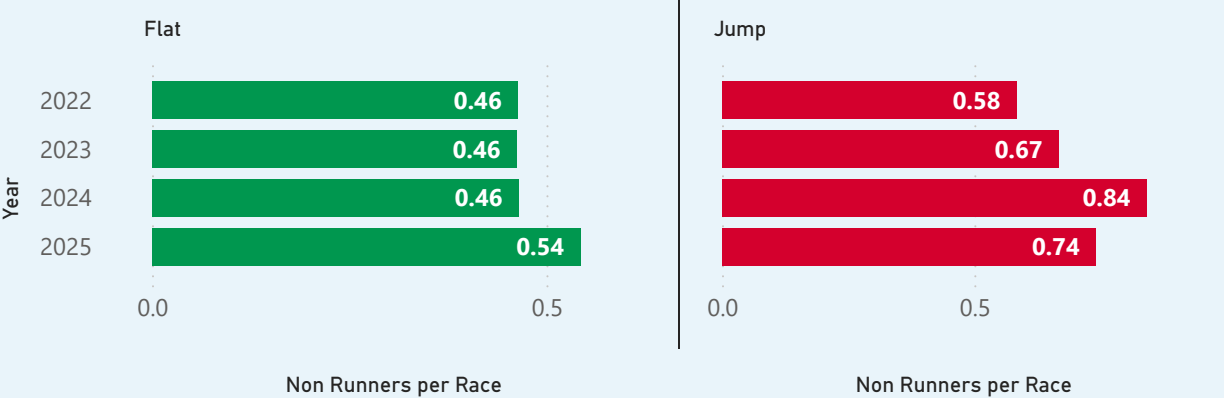
Year to Date Odds Against Favourites %



Year to Date Count of Eliminations

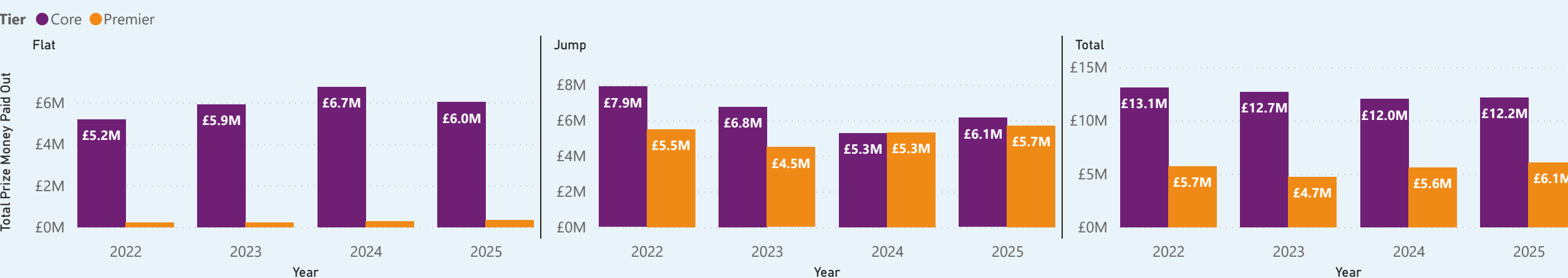


Year to Date Average Non Runners per Race



## Prize Money

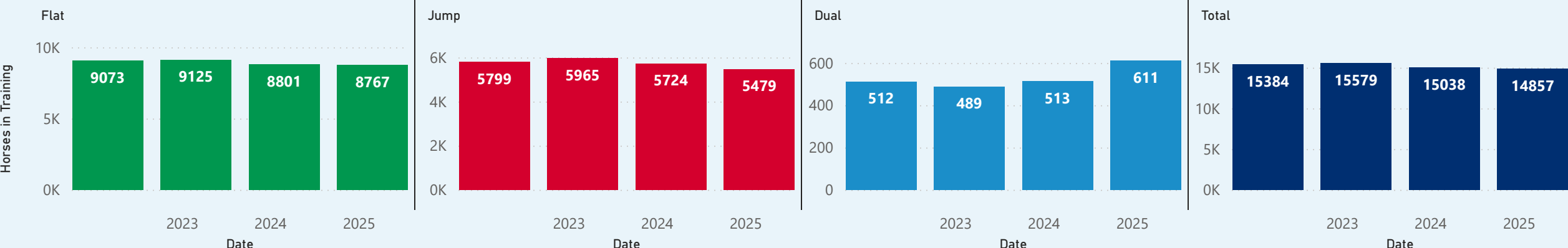
Year to Date Total Prize Money Paid Out



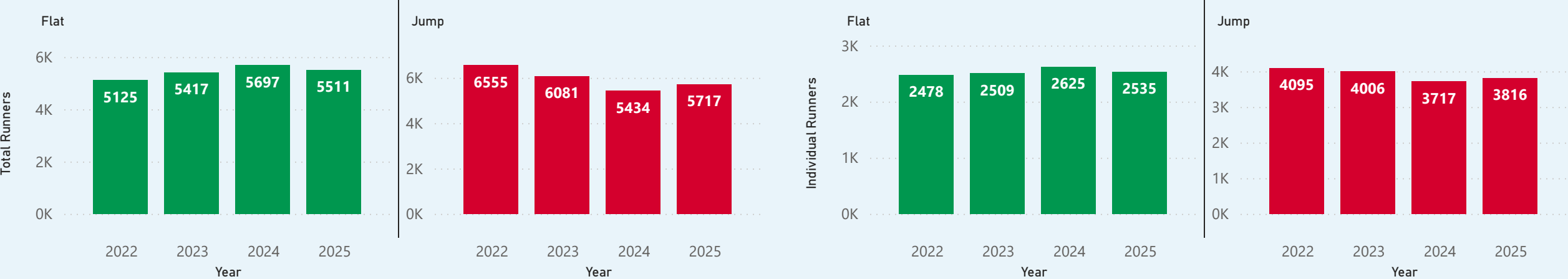
## Horse Population

Horses in Training Snapshot

Taken as a Snapshot on 28 February of Each Year

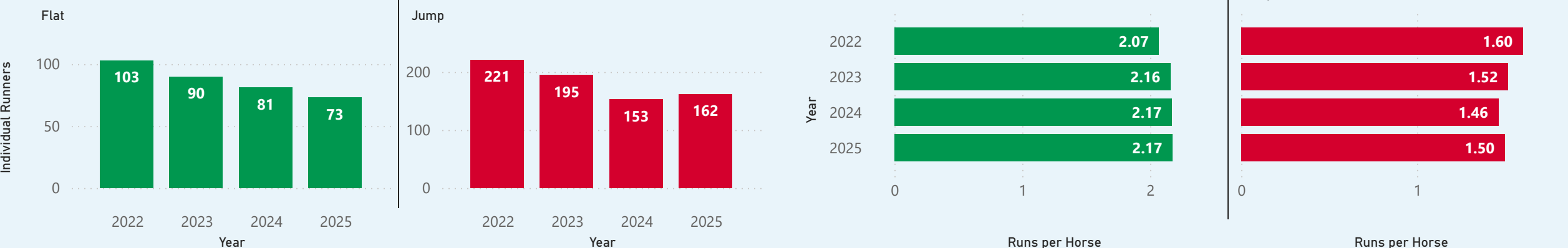


Year to Date Total Runners



Year to Date 'Quality' Individual Runners

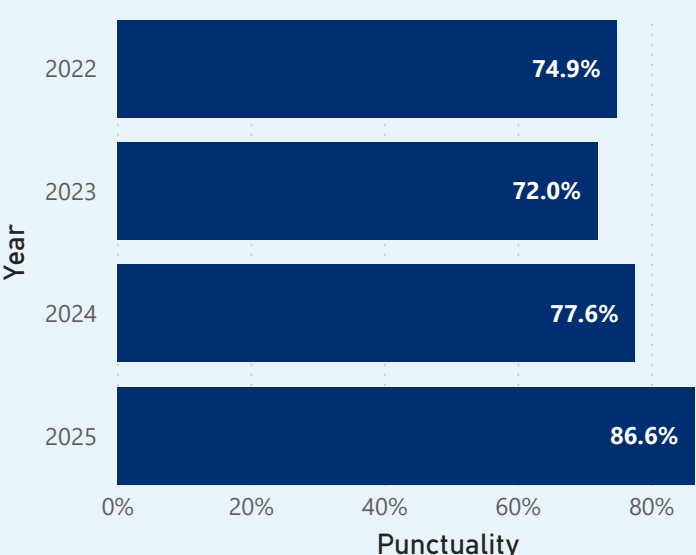
Individual Horses that have achieved a BHA Performance Figure of 90+ (Flat) or 135+ (Jump)



## Race Times

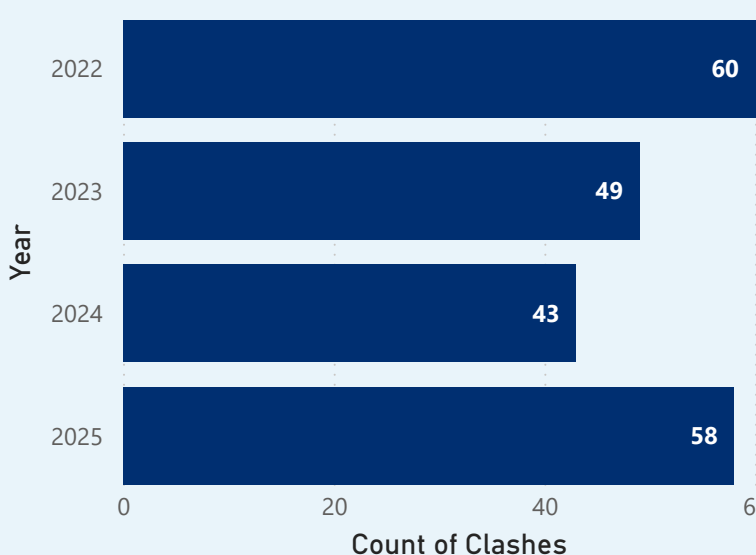
YTD Race Punctuality

% of GB Races with Off Time within 120 seconds of Scheduled Time



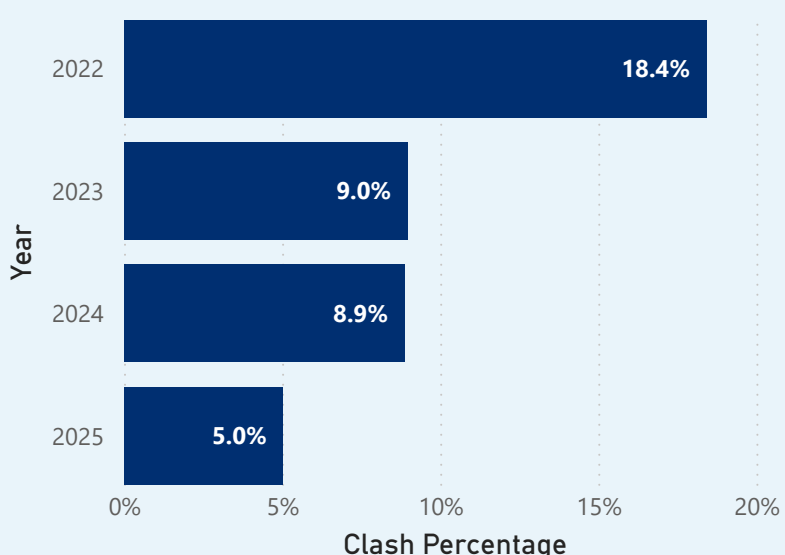
YTD Count of Race Clashes

Count of GB Races Clashed into by a GB or Irish Race



YTD Saturday Afternoon Clash % by Year

% of GB Races Clashed into by GB or Irish Race on Saturdays (up to 5pm)



## Handicapping

Year to Date Close Finish % in Handicap Races

% of Handicaps with a Close Finish, defined by the Winning Margin being 3lbs or less (Flat) or 5lbs or less (Jump)

